

OLODUM RECESSED

E10I0047-

base number      Color      BA Options  
Temperature

PROJECT

TYPE

SPECIFIER

QUANTITY

DATE

- 1.To build a product code in our configurator select the specify button on the base model # product page
2. To build a manual product code on this datasheet choose from the options listed below in blue font and add the suffix to the base model #

GENERAL

Series: Olodum

Brand: Side

Division: Exterior

Mounting Type: Recessed

Mounting Location: In-Ground

Subcategory: Drive Over

PHYSICAL

Shape: Round

Diameter (mm): 220

Diameter (in): 8 11/16

Height (mm): 242

Height (in): 9 1/2

Light Distribution: Adjustable / Direct

Weight (kg): 3.8

Weight (lbs): 8.38

Diffuser: Clear tempered glass

Fixture Finish: SSS

Fixture Material: Aluminum Die Cast

ELECTRICAL

Lamp Type: LED (Zhaga Standard)

Input Wattage (W): 20

Total Output Wattage (W): 17

Dimming: Non-Dimming / Phase Dimming (120vac Only)

Driver Included: Yes

Driver Location: Integrated

Driver Type: Constant Current - Universal

Driver Class: Class 2

Input Voltage (V): 120 - 277

Constant Current (MA): 500

Upon Request: (Not included - see components [IP65 or higher enclosure to be supplied by others]) Remote: 0-10Vdc dimming / (Included) Integral: Phase dimming @120Vac only / 277Vac

LED

Color Temperature (°K): 3000 / 4000

Max. Delivered Lumen (lm): 2434.9 / 2607.5

Nominal Lumen (lm): 2750 / 2945

CRI: >80 CRI

Lamp Life (hrs): 50000

OPTICAL

Reflector°: Metallised polycarbonate reflector - Pivoting 350° and adjustable +/- 15° reflector

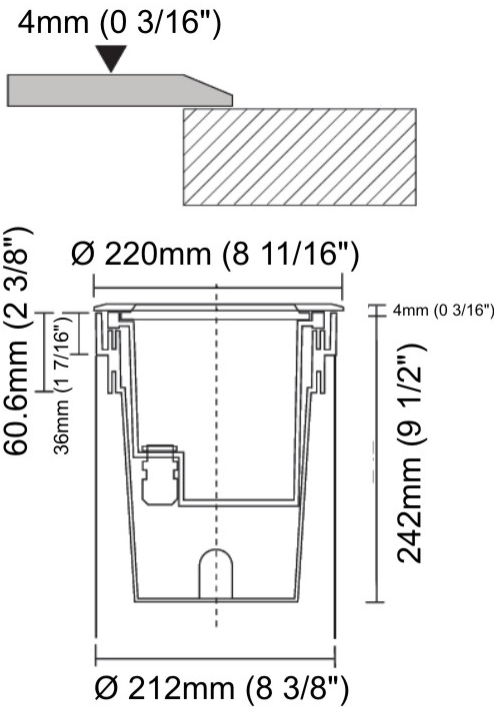
Optic°: 15 / 45 / 65 / ASY

RATINGS AND CERTIFICATIONS

Certified By: Certified for North American Standards

IP rating: IP67

IK Rating: IK10



3.80 kg / 8.38 lbs

E

PROJECT
TYPE
SPECIFIER
QUANTITY
DATE



OLODUM RECESSED

E10I0059-

base number      Color      BA Options  
Temperature

- 1.To build a product code in our configurator select the specify button on the base model # product page
- 2. To build a manual product code on this datasheet choose from the options listed below in blue font and add the suffix to the base model #

GENERAL

Series: Olodum  
Brand: Side  
Division: Exterior  
Mounting Type: Recessed  
Mounting Location: In-Ground  
Subcategory: Uplight

PHYSICAL

Shape: Round  
Diameter (mm): 220  
Diameter (in): 8 11/16  
Height (mm): 242  
Height (in): 9 1/2  
Light Distribution: Adjustable / Direct  
Weight (kg): 3.8  
Weight (lbs): 8.38  
Diffuser: Clear tempered glass  
Gasket: Silicon rubber  
Fixture Finish: SSS  
Fixture Material: Aluminum Die Cast

ELECTRICAL

Lamp Type: LED (Zhaga Standard)  
Input Wattage (W): 20  
Total Output Wattage (W): 17  
Dimming: Tri-Mode (Non-Dimming and Phase Dimming (120Vac only) and 0-10V Dimming)  
Driver Included: Yes  
Driver Location: Integrated  
Driver Type: Constant Current - Universal  
Driver Class: Class 2  
Input Voltage (V): 120 - 277  
Constant Current (MA): 500  
Upon Request: (Not included - see components [IP65 or higher enclosure to be supplied by others]) Remote: 0-10Vdc dimming / (Included) Integral: Phase dimming @120Vac only / 277Vac

LED

Color Temperature (°K): 3000 / 4000  
Max. Delivered Lumen (lm): 2434.9 / 2607.5  
Nominal Lumen (lm): 2750 / 2945  
CRI: >80 CRI  
Lamp Life (hrs): 50000

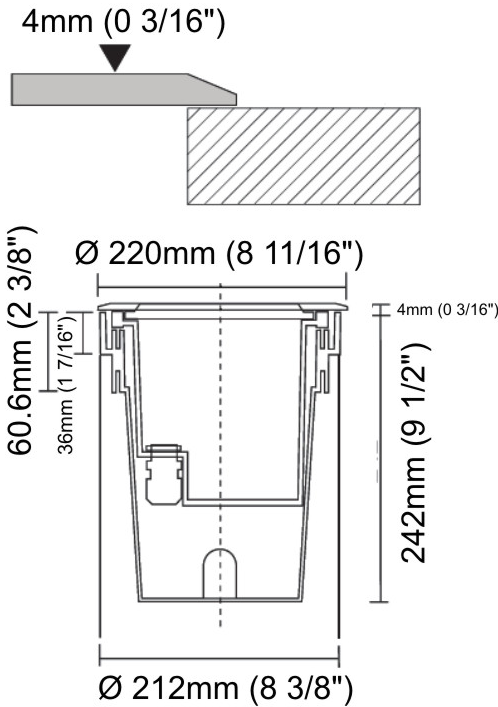
OPTICAL

Reflector: Polycarbonate metallized reflector  
Optic: 15 / 45 / 65 / ASY

RATINGS AND CERTIFICATIONS

Certified By: Certified for North American Standards  
IP rating: IP67  
IK Rating: IK10

PROJECT \_\_\_\_\_  
TYPE \_\_\_\_\_  
SPECIFIER \_\_\_\_\_  
QUANTITY \_\_\_\_\_  
DATE \_\_\_\_\_



3.80 kg / 8.38 lbs



PROJECT
TYPE
SPECIFIER
QUANTITY
DATE



OLODUM ROUND RECESSED

E10I0071-

base number      Color      BA Options  
Temperature

- 1.To build a product code in our configurator select the specify button on the base model # product page
- 2. To build a manual product code on this datasheet choose from the options listed below in blue font and add the suffix to the base model #

GENERAL

Series: Olodum  
Subseries: Olodum Round  
Brand: Side  
Division: Exterior  
Mounting Type: Recessed  
Mounting Location: In-Ground  
Subcategory: Uplight

PHYSICAL

Shape: Round  
Diameter (mm): 130  
Diameter (in): 5 1/8  
Height (mm): 146  
Height (in): 5 3/4  
Light Distribution: Adjustable / Direct  
Weight (kg): 1.9  
Weight (lbs): 4.19  
Diffuser: Clear tempered glass  
Gasket: Silicon rubber  
Fixture Finish: SSS  
Fixture Material: Aluminum Die Cast

ELECTRICAL

Lamp Type: LED (Zhaga Standard)  
Input Wattage (W): 6.8  
Total Output Wattage (W): 5.8  
Dimming: 0-10V Dimming / Phase Dimming (120Vac Only)  
Driver Included: No  
Driver Location: Remote  
Driver Type: Constant Current - Universal  
Input Voltage (V): 120 - 277  
Constant Current (mA): 203  
Upon Request: (Not included - see components [IP65 or higher enclosure to be supplied by others]) 0-10Vdc dimming / Phase dimming @120Vac only / 277Vac

LED

Color Temperature (°K): 3000 / 4000  
Max. Delivered Lumen (lm): 814.5 / 868.8  
Nominal Lumen (lm): 1050 / 1120  
CRI: >80 CRI  
Lamp Life (hrs): 50000

OPTICAL

Reflector°: Metallized polycarbonate  
Optic°: 15 / 30 / 45  
Adjustability: Rotational 350°; Tilt ±15°

RATINGS AND CERTIFICATIONS

Certified By: Certified for North American Standards  
IP rating: IP67  
IK Rating: IK10

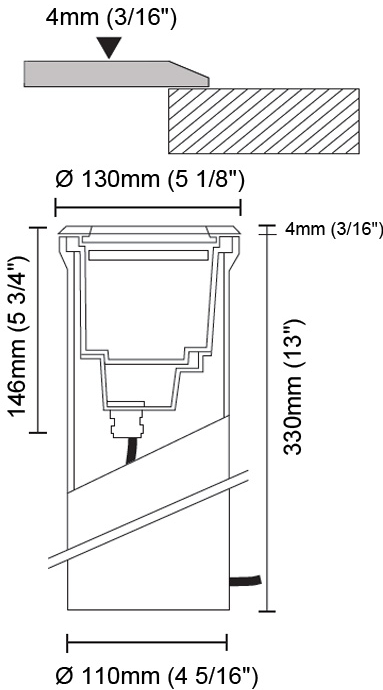
PROJECT \_\_\_\_\_

TYPE \_\_\_\_\_

SPECIFIER \_\_\_\_\_

QUANTITY \_\_\_\_\_

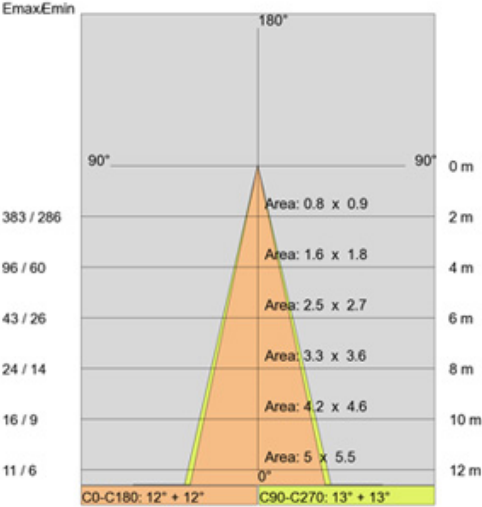

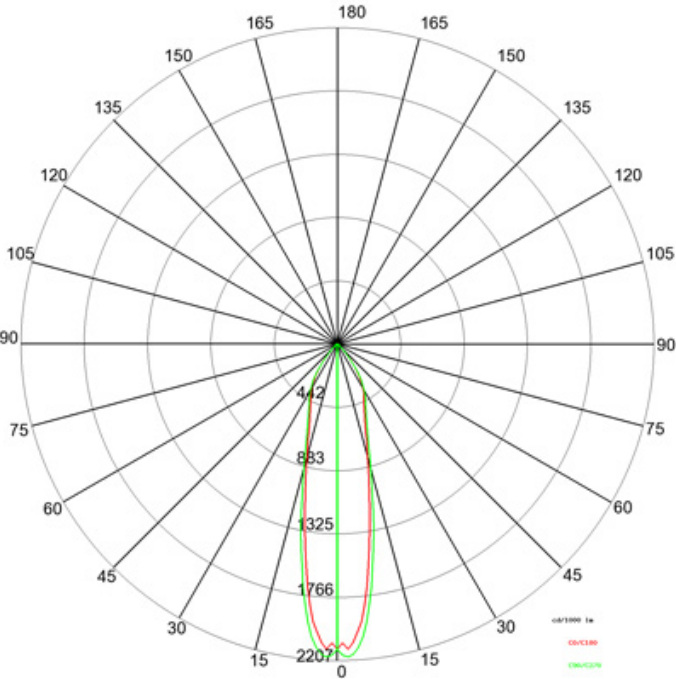
DATE \_\_\_\_\_



1.9kg / 4.19lbs

E

PROJECT
TYPE
SPECIFIER
QUANTITY
DATE





OLODUM RECESSED

E10Q0040-

base number      Color      BA Options  
Temperature

- 1.To build a product code in our configurator select the specify button on the base model # product page
- 2. To build a manual product code on this datasheet choose from the options listed below in blue font and add the suffix to the base model #

GENERAL

Series: Olodum  
Brand: Side  
Division: Exterior  
Mounting Type: Recessed  
Mounting Location: Ceiling  
Subcategory: Downlight

PHYSICAL

Shape: Round  
Diameter (mm): 220  
Diameter (in): 8 11/16  
Height (mm): 215  
Height (in): 8 7/16  
Light Distribution: Adjustable / Direct  
Weight (kg): 3.6  
Weight (lbs): 7.94  
Diffuser: Clear tempered glass  
Fixture Finish: SSS  
Fixture Material: Aluminum Die Cast

ELECTRICAL

Lamp Type: LED (Zhaga Standard)  
Input Wattage (W): 20  
Total Output Wattage (W): 17  
Dimming: Tri-Mode (Non-Dimming and Phase Dimming (120Vac only) and 0-10V Dimming)  
Driver Included: Yes  
Driver Location: Integrated  
Driver Type: Constant Current - Universal  
Driver Class: Class 2  
Input Voltage (V): 120 - 277  
Constant Current (MA): 500  
Upon Request: (Not included - see components [IP65 or higher enclosure to be supplied by others]) 0-10Vdc dimming / (Included) Integral: Phase dimming @120Vac only / 277Vac

LED

Color Temperature (°K): 3000 / 4000  
Max. Delivered Lumen (lm): 2434.9 / 2607.5  
Nominal Lumen (lm): 2750 / 2945  
CRI: >80 CRI  
Lamp Life (hrs): 50000

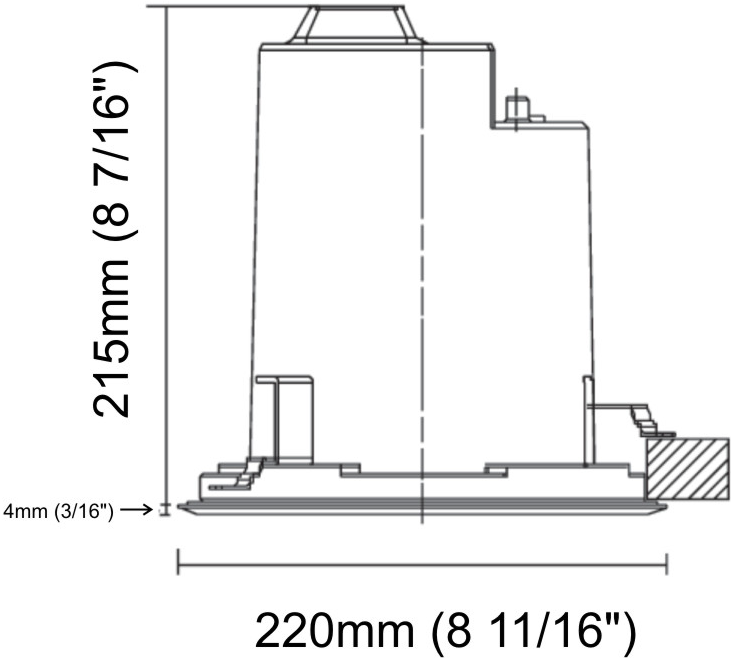
OPTICAL

Reflector°: Polycarbonate metallized reflector  
Optic°: 15 / 45 / 65 / ASY

RATINGS AND CERTIFICATIONS

Certified By: Certified for North American Standards  
IP rating: IP67  
IK Rating: IK10

PROJECT  
TYPE  
SPECIFIER  
QUANTITY  
DATE



Recessed Thickness  
10 / 12.5 / 15 / 25 / 30 mm  
(3/8" / 1/2" / 9/16" / 1" / 1 1/16")



201mm (7 15/16")  
3.6kg / 7.93lbs

PROJECT
TYPE
SPECIFIER
QUANTITY
DATE





OLODUM RECESSED

E10Q0046-

base number      Color      BA Options  
Temperature

1. To build a product code in our configurator select the specify button on the base model # product page  
2. To build a manual product code on this datasheet choose from the options listed below in blue font and add the suffix to the base model #

GENERAL

Series: Olodum  
Brand: Side  
Division: Exterior  
Mounting Type: Recessed  
Mounting Location: Ceiling  
Subcategory: Downlight

PHYSICAL

Shape: Round  
Diameter (mm): 220  
Diameter (in): 8 11/16  
Height (mm): 215  
Height (in): 8 7/16  
Light Distribution: Adjustable / Direct  
Weight (kg): 3.6  
Weight (lbs): 7.94  
Diffuser: Clear tempered glass  
Fixture Finish: SSS  
Fixture Material: Aluminum Die Cast

ELECTRICAL

Lamp Type: LED (Zhaga Standard)  
Input Wattage (W): 20  
Total Output Wattage (W): 17  
Dimming: Tri-Mode (Non-Dimming and Phase Dimming (120Vac only) and 0-10V Dimming)  
Driver Included: Yes  
Driver Location: Integrated  
Driver Type: Constant Current - Universal  
Driver Class: Class 2  
Input Voltage (V): 120 - 277  
Constant Current (mA): 500  
Upon Request: (Not included - see components [IP65 or higher enclosure to be supplied by others]) 0-10Vdc dimming / (Included) Integral: Phase dimming @120Vac only / 277Vac

LED

Color Temperature (°K): 3000 / 4000  
Max. Delivered Lumen (lm): 2434.9 / 2587.5  
Nominal Lumen (lm): 2750 / 2945  
CRI: >80 CRI  
Lamp Life (hrs): 50000

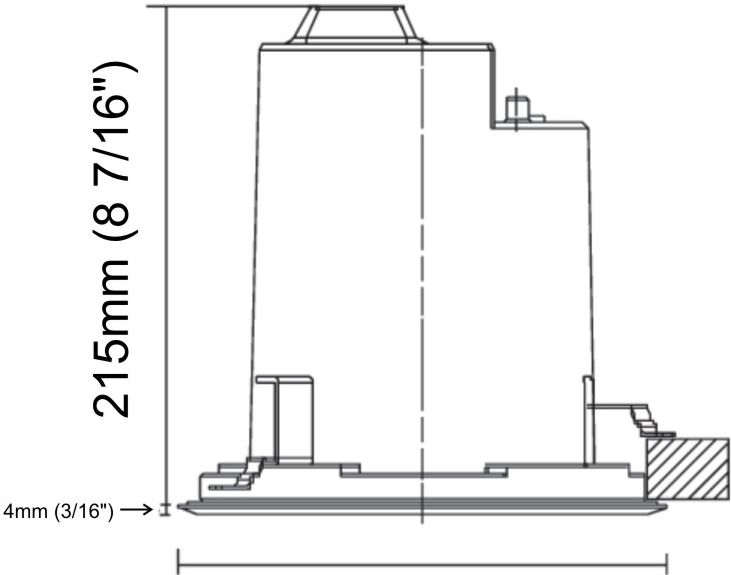
OPTICAL

Reflector: Polycarbonate metallized reflector  
Beam Angle: Spot - 15° / Flood - 45° / Wide Flood - 65° / Asymmetric

RATINGS AND CERTIFICATIONS

Certified By: Certified for North American Standards  
IP rating: IP67  
IK Rating: IK10

PROJECT \_\_\_\_\_  
TYPE \_\_\_\_\_  
SPECIFIER \_\_\_\_\_  
QUANTITY \_\_\_\_\_  
DATE \_\_\_\_\_



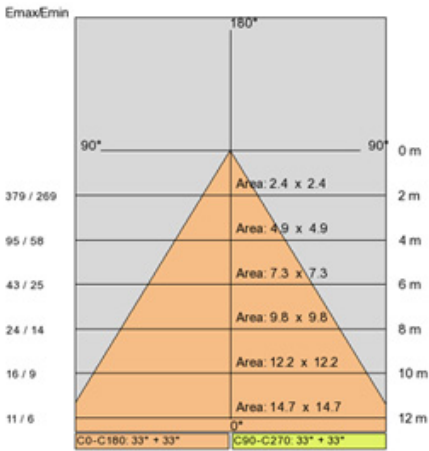
220mm (8 11/16")

Recessed Thickness  
10 / 12.5 / 15 / 25 / 30 mm  
(3/8" / 1/2" / 9/16" / 1" / 1 1/16")



201mm (7 15/16")  
3.6kg / 7.93lbs

PROJECT
TYPE
SPECIFIER
QUANTITY
DATE



PROJECT
TYPE
SPECIFIER
QUANTITY
DATE

Fixture Finish

Satined Stainless Steel - SSS



**Digital:** Not all screens are calibrated the same, and therefore, colors will appear differently between screens.  
**Physical:** When texture is involved, there will be variations in color, character and tone within a product series and between product families.



### LEGEND

	floor-mounted		pivotal		special LED (upon request) RGB, RGBW, tunable, gold+, meat+, art+, fashion+
	wall and ceiling: recessed and surface mounted		rotating		warm dim / natural dimming LED
	ceiling-mounted and wall-mounted		illuminate tilted		rechargeable battery powered
	wall-mounted		color of suspension cable		fixture with natural vivid LED (upon request)
	omni-directional light distribution		length of suspension cable		color rendering index
	direct light distribution		reflector degree selection		color temperature
	direct/indirect light distribution		super spot		lumen (luminous flux)
	indirect light distribution		lens		efficacy (lumens per watt)
	asymmetric light distribution		lens pack		Unified Glare Rating (UGR) range from 5-40
	aura light distribution		shine ring		marine grade (AISI 316 stainless steel)
	round wall or ceiling cut-out		integrated shine ring with diffuser		walk on
	square wall or ceiling cut-out		free individual colors 01-29		drive on
	the supplied jig specifies the cutout dimensions		individual colors: 00 (free of charge), 01-25 (extra charge)		Dark Sky Compliance
	minimum distance (meters) lamp - object		luminaire part to be colored (F1)		Americans with Disabilities Act (less than 4" off the wall located between 27"-84" from floor)
	recessed depth		luminaire part to be colored (F2)		lamp protected against explosion
	ceiling thickness in mm		luminaire part to be colored (F3)		blown glass using traditional methods by master glass blower
	ceiling thickness selection		luminaire part to be colored (F4)		acoustic material
	dimmable DP (phase), DV (0-10V), DD (dali), DS (step-dim)		luminaire part to be colored (F5)		protection class I, protection insulation
	included or excluded LED driver/transformer/control gear		color of 3-circuit adaptor		protection class II, protection insulation
	separately switchable		indirect diffuser		ETL Certified to UL and CSA Standards
	sensor		direct diffuser		UL Certified to UL and CSA Standards
	remote control		ball-proof (upon request)		CSA Certified to UL and CSA Standards
	available upon request		accessory		Certified for North American Standards

### IP RATING

	protected against ingress of solid bodies greater than 12.5mm (finger)
	protected against ingress of solid bodies greater than 2.5mm protected against sprays of water up to 60 degrees from the vertical (rain)
	protected against ingress of solid bodies greater than 1mm (wire) no protection against the ingress of moisture
	protected against ingress of solid bodies greater than 1mm (wire) protected against sprays of water up to 60 degrees from the vertical (rain)
	protected against ingress of solid bodies greater than 1mm (wire) protected against water splashed from all directions
	protected against limited ingress of dust (wet rooms/covered outdoor areas) protected against water splashed from all directions
	protected against ingress of dust protected against jets of water
	protected against ingress of dust protected against powerful jets of water or heavy seas
	protected against ingress of dust protected against immersion of water between 15cm - 1m for 30 minutes
	protected against ingress of dust protected against immersion of water under pressure for long periods

### IK RATING

	protected against 0.14 joules impact (equivalent to 0.25kg mass dropped from 56mm above the surface)
	protected against 0.2 joules impact (equivalent to 0.25kg mass dropped from 80mm above the surface)
	protected against 0.35 joules impact (equivalent to 0.25kg mass dropped from 140mm above the surface)
	protected against 0.5 joules impact (equivalent to 0.25kg mass dropped from 200mm above the surface)
	protected against 0.7 joules impact (equivalent to 0.25kg mass dropped from 280mm above the surface)
	protected against 1 joules impact (equivalent to 0.25kg mass dropped from 400mm above the surface)
	protected against 2 joules impact (equivalent to 0.5kg mass dropped from 400mm above the surface)
	protected against 5 joules impact (equivalent to 1.7kg mass dropped from 300mm above the surface)
	protected against 10 joules impact (equivalent to 5.0kg mass dropped from 200mm above the surface)
	protected against 20 joules impact (equivalent to 5.0kg mass dropped from 400mm above the surface)